



---

# Our Lady's Catholic College

---

PHYSICAL EDUCATION ASSESSMENT RATIONALE AND MIGS

Our Lady's Catholic College, Morecambe road, Lancaster, La12rx

## Rationale

### KS3

The department uses a variety of both formative and summative assessments to inform staff of students understanding and progress. The component knowledge of each Activity is assessed using Multiple Inadequate Glances (MIGs) to formatively assess students understanding and allow for responsive teaching before moving on. These are common across the department to allow for consistency.

Each of the MIG's take place after a component of knowledge or a particular skill has been taught. This then allows staff to assess the level of understanding of the class before building upon that component knowledge in the next sequence within the scheme of work. It is dependent upon what is being assessed as to what format the MIG has. There are a mixture of knowledge tests and practical evaluations that are used as a snapshot at each MIG point.

In KS3 the MIGS are used to assess both declarative(Head) and procedural(Hands) knowledge across a variety of activities and focus on key aspects that are often revisited on numerous activities to ensure students are able to transfer knowledge and skills. The MIGs are discussed both informally through day to day discussions as well as formally at Curriculum meetings to review their effectiveness.

There is a spreadsheet in the staff area where staff save all of the assessment data from the MIG's, this can then be accessed and used by staff to assess the understanding of the class and allow for interventions or responsive teaching to take place. Also it allows for comparisons between MIGS and activities to be made to review and explore why understanding or performance is better in some areas than others. This then informs discussions at Curriculum meetings about how we teach.

Summative assessments take place throughout the year, as per the school assessment calendar. This is twice per year for KS3 where a summation of the MIGS is used to create a more holistic view of progress across a number of activities and skills.

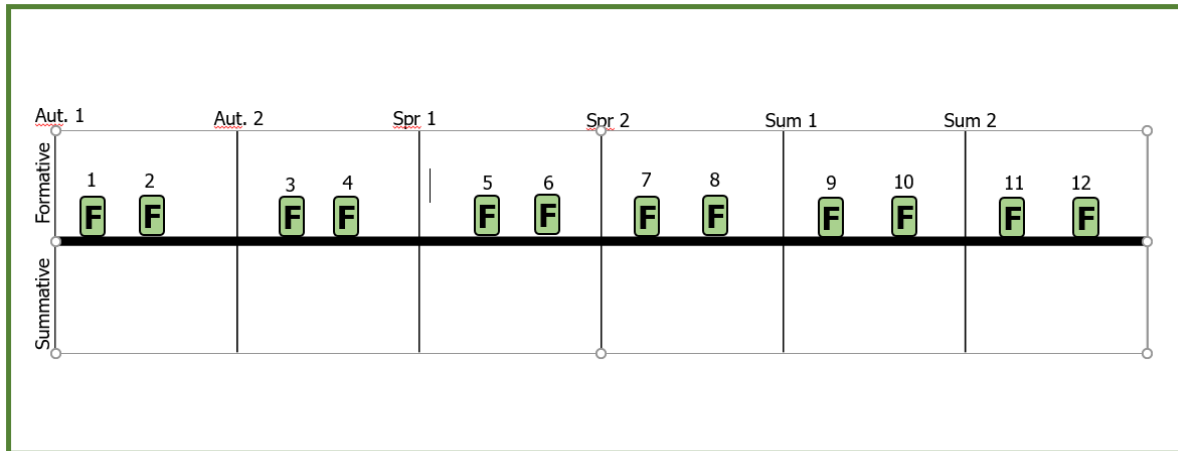
### KS4 & 5

In GCSE PE a variety of assessment activities are used for MIGs. Low stakes quizzes, lesson retrieval activities, past paper questions as well as STA marked tasks in line with the school assessment policy and practical assessments. Tasks build in complexity replicating the organization of the AQA question structure with students developing their ability to respond to AQA's A01, A02 and A03 answers. Where possible past paper questions are used so that mark schemes can be utilised to ensure consistency of marking. End of Unit Tests assess the understanding of each topic area whilst tracking information is collected on a spreadsheet to allow reviewing of student progress across a number of topics and also to compare performance between topics so that teaching can be reviewed. The spreadsheet replicates the exam board overall breakdown so that aspects of underperformance can be highlighted quickly and interventions put into place.

In BTEC Sport a variety of assessment activities are used for MIGs. Starter retrieval tasks, quizzes, scenario practice and assessment of practical demonstration. This allows staff to review understanding and adapt tasks or re-teach aspects where necessary. The MIG tasks replicate the relative Course assessments that take place whether that is a Pearson Set Assignment(PSA) as in Level 2 Sport, an externally set exam or controlled assessment in Level 3 Sport.

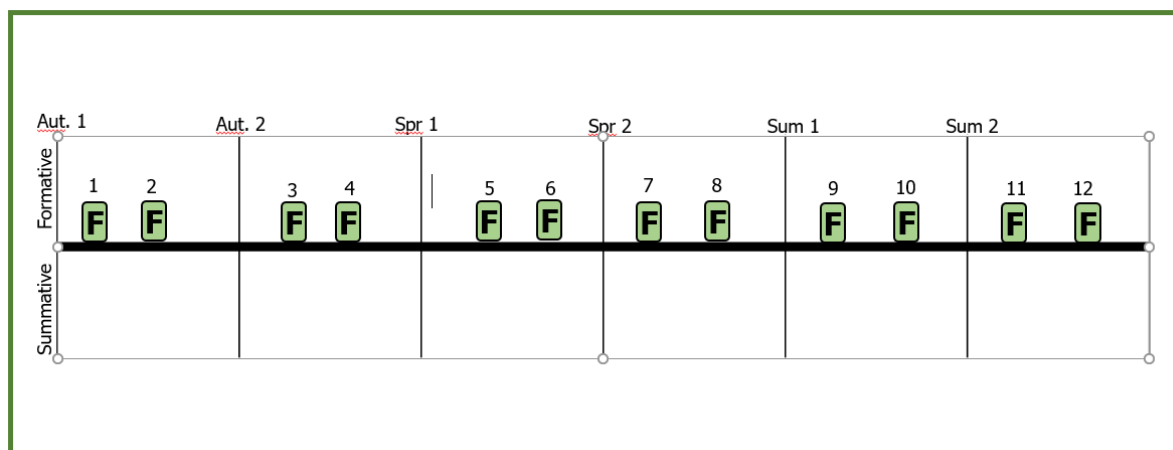
## PE Department MIG Assessments

### KS3 Year 7



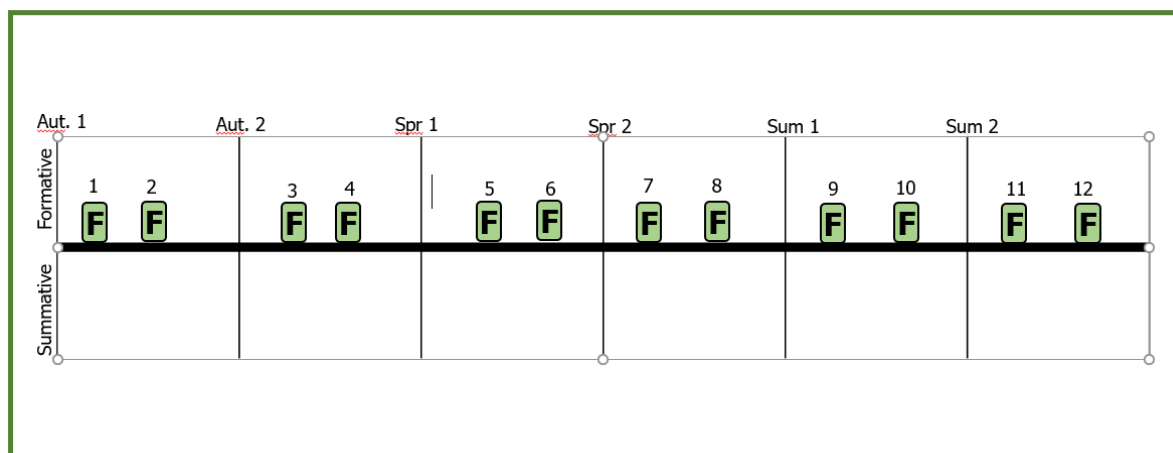
Year 7 BOYS PE KS3		Year 7 GIRLS PE KS3	
1	Rugby Hands: Passing and receiving	1	Netball Hands: Passing and receiving
2	Rugby Head: Scanning	2	Netball Head: Scanning
3	Basketball Hands: Creating space	3	Football Hands: Passing and receiving
4	Basketball Head: Scanning	4	Football Head: Scanning
5	Handball Hands: Shooting and attacking	5	Gymnastics Hands:
6	Handball Head: Scanning	6	Gymnastics Head:
7	Football Hands: Passing and receiving	7	Dance Hands:
8	Football Head: Scanning	8	Dance Head: Flexibility
9	Athletics Hands: Running technique	9	Athletics Hands: Running technique
10	Athletics Hands: Muscular endurance	10	Athletics Hands: Muscular endurance
11	Cricket Hands: Throwing, catching & fielding	11	Rounders Hands:
12	Cricket Head: Decision making and application of tactics	12	Rounders Head:

## KS3 Year 8



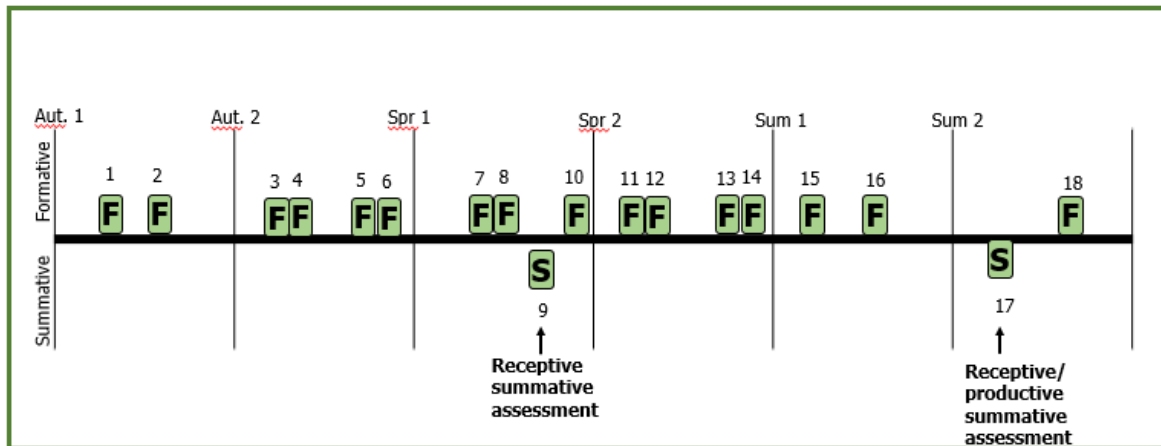
Year 8 BOYS PE KS3		Year 8 GIRLS PE KS3	
1	Rugby Hands: Passing and receiving	1	Netball Hands: Passing and receiving
2	Rugby Head: Movement in to space	2	Netball Head: Movement in to space
3	Basketball Hands: Creating space	3	Football Hands: Creating space
4	Basketball Head: Movement in to space	4	Football Head: Movement in to space
5	Handball Hands: Shooting and attacking	5	Gymnastics Hands:
6	Handball Head: Movement in to space	6	Gymnastics Head: Knowledge of the body and muscles
7	Football Hands: creating space	7	Dance Hands
8	Football Head: Movement in to space	8	Dance Head: Agility
9	Athletics Hands: Jumping technique high jump/long jump	9	Athletics Hands: Jumping technique high jump/long jump
10	Athletics Hands: Knowledge of momentum and measuring	10	Athletics Hands: Knowledge of momentum and measuring
11	Cricket Hands: Batting	11	Rounders Hands: Batting
12	Cricket Head: Decision making and application of tactics	12	Rounders Heads: Decision making and application of tactics

## KS3 Year 9



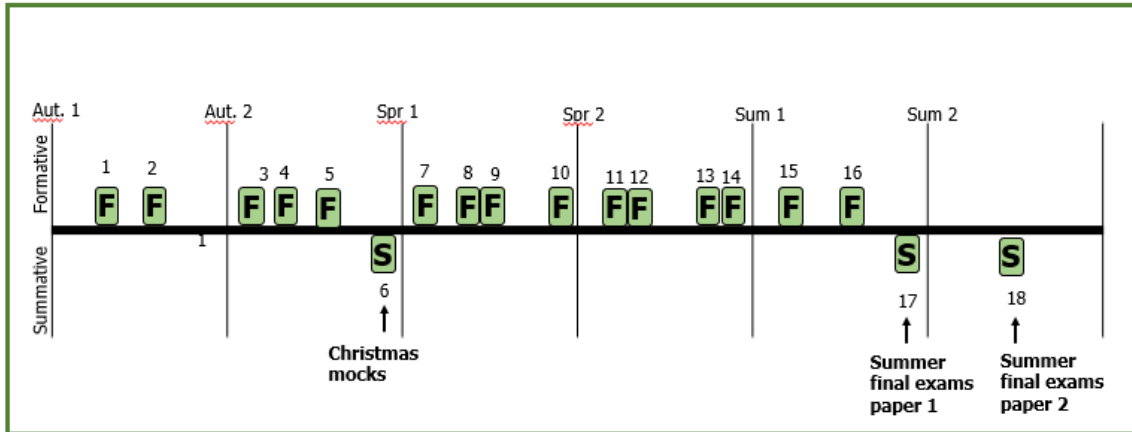
Year 9 BOYS PE KS3		Year 9 GIRLS PE KS3	
1	Rugby Hands: Tackling	1	Netball Hands: Tackling and intercepting
2	Rugby Head: Deception	2	Netball Head: Deception
3	Basketball Hands: Creating space	3	Football Hands: Tackling and intercepting
4	Basketball Head: Deception	4	Football Head: Deception
5	Handball Hands: Penetrating the D, shooting and attacking	5	Gymnastics Hands:
6	Handball Head: Deception	6	Gymnastics Head: Knowledge of the body and muscles
7	Football Hands: intercepting and tackling	7	Dance Hands:
8	Football Head: Deception	8	Dance Head:
9	Athletics Hands: Shot put	9	Athletics Hands: Shot put
10	Athletics Hands: Explosive strength	10	Athletics Hands: Explosive strength
11	Cricket Hands: Bowling	11	Rounders Hands: Bowling
12	Cricket Head: Decision making and application of tactics	12	Rounders Head: Decision making and application of tactics

## Year 10 GCSE



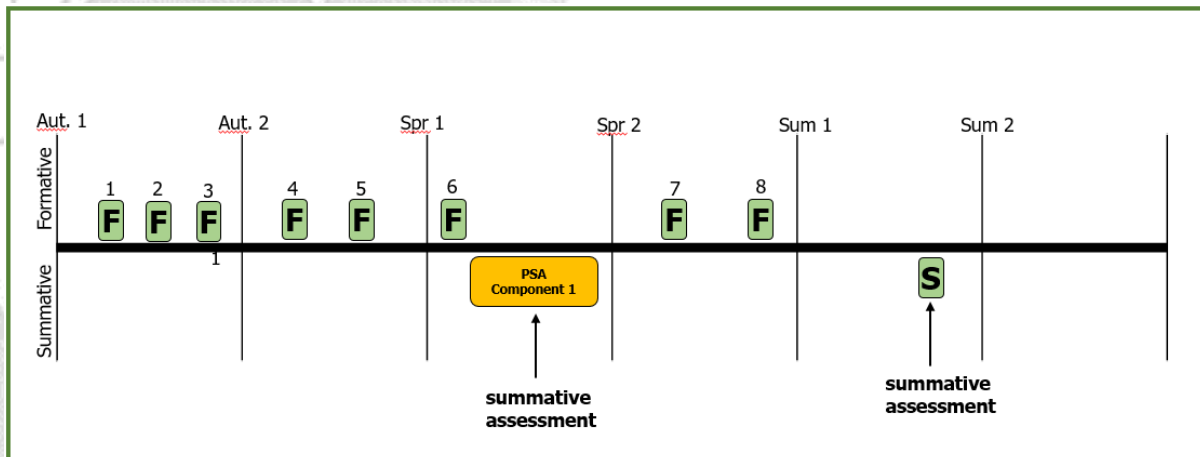
1	End of unit test Skeleton
2	End of unit test muscles
3	End of unit test cardiovascular system
4	Quality marked work 1 Movement
5	End of unit test respiratory system
6	Building up a long answer response
7	End of unit test components of fitness
8	Quality marked work 2 COF strength
9	AQA summative assessment anatomy and physiology
10	End of unit test fitness tests
11	Quality marked work 3 COF weakness
12	End of unit test principals and types of training
13	Quality marked work 4 (9 mark questions)
14	End of unit test short and long term effects
15	Quality marked work 5 Skill weakness
16	End of unit test leavers planes axis
17	AQA summary exam summer Mock
18	Coursework review

## Year 11 GCSE



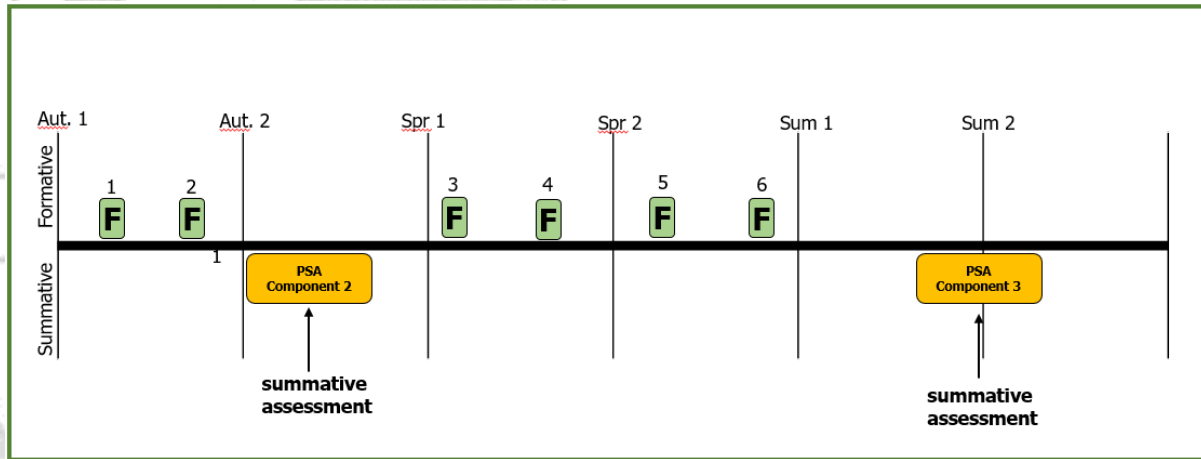
1	End of unit test targets, goals and classifications of skill
2	End of unit test guidance and info processing and Arousal
3	Coursework deadline 1
4	End of unit test motivation, aggression and personality types
5	Building up a long answer response
6	Christmas mocks
7	Coursework final deadline and final mark
8	End of unit test engagement patterns
9	End of unit test obesity and somatotypes and nutrition
10	End of unit test PED's, etiquette and Hooliganism
11	Quality marked work (9 mark question tech)
12	End of unit test commercialization
13	End of unit test Technology
14	Quality marked work 9 mark questions
15	Past paper questions
16	Past paper questions
17	AQA exam summer paper 1
18	AQA exam summer paper 2

## Year 10 BTEC Sport – Tech Award



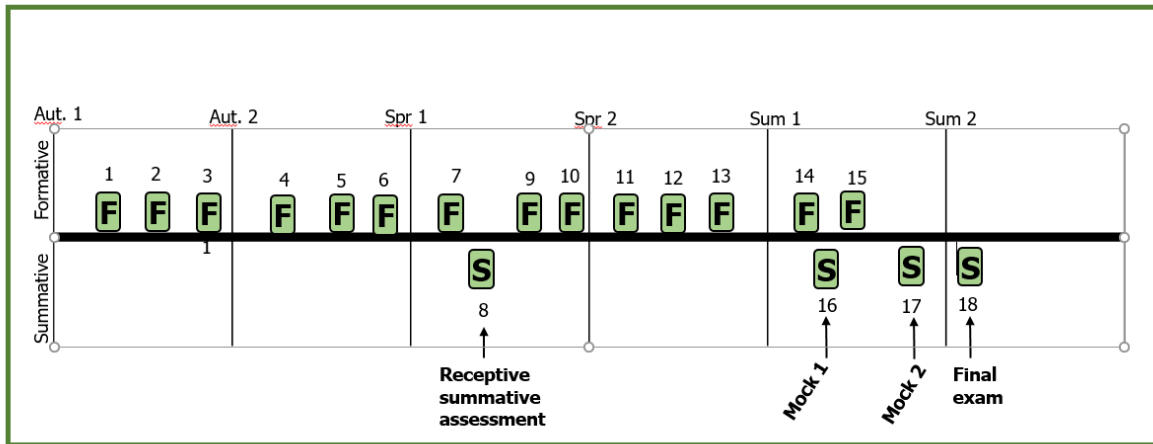
1	Benefits of taking part in sporting activities
2	Providers of Sport
3	Barriers to participation and modifications.
4	Clothing and Equipment for Participation
5	Technology for Participation and it's limitations
6	Planning and Delivering a Warm-up
7	Skills, isolated practices and competitive situations
8	Key officials their roles and responsibilities

## Year 11 BTEC Sport – Tech Award



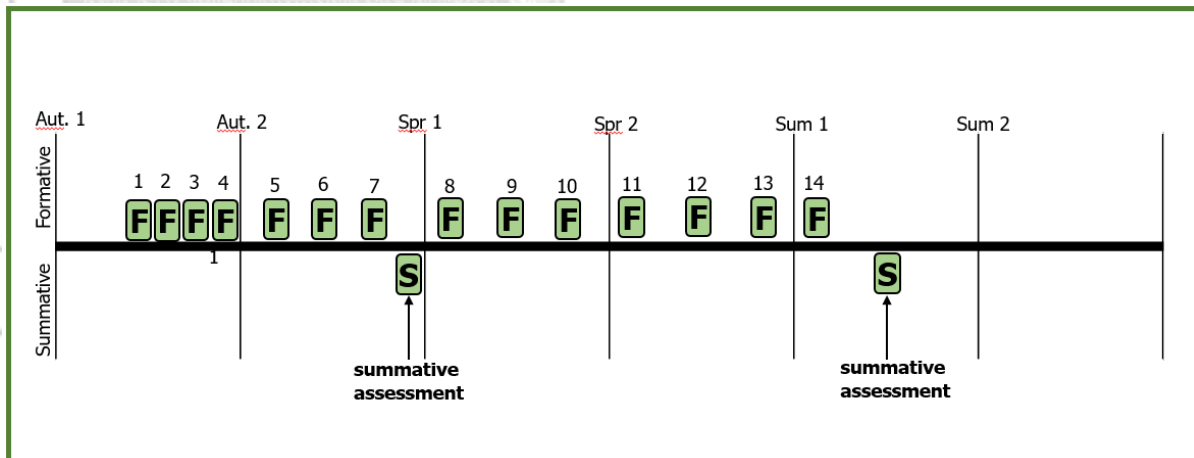
1	Selecting Drills and conditioned Practices
2	Planning a Training Session
3	Fitness Training Principles
4	Fitness Tests for different components of fitness.
5	Training Methods
6	Principles of training Program design

## Year 12 BTEC Sport Unit 1



1	End of unit test skeletal
2	Retrieval task label diagram from memory
3	Long answer question
4	End of unit test Muscular
5	Retrieval task label diagram from memory
6	Interlinked long answer question
7	End of unit test respiratory
8	Summary test all topics so far
9	Retrieval task label diagram from memory
10	Interlinked long answer question
11	End of unit test Cardio vascular
12	Retrieval task diagram from memory
13	Interlinked long answer question
14	End of unit test energy systems
15	Interlinked long answer question
16	Full mock paper
17	Full mock paper
18	Final exam

## Year 12 BTEC Sport Unit 2



1	Positive Lifestyle factors retrieval
2	Negative lifestyle factors retrieval
3	Life style modifications
4	Scenario Q1 &2 practice
5	Components of a balanced diet
6	Nutritional strategies
7	Scenario Q3 practice
8	Training Methods for Physical Components
9	Training Methods for Skill related Components
10	Scenario practice Q4
11	Training Program Design
12	Scenario Practice Q4, 5 & 6
13	Scenario Practice
14	Scenario Practice
15	External Scenario controlled assessment