

Year 11 to Year 12 BTEC L3 IT Transition work

Why Study?

BTEC Level 3 National Extended Certificate in Information Technology

The BTEC in Information Technology aims to develop the knowledge and skills required to understand the use of ICT in a modern business environment. This qualification is designed for students who are interested in an introduction to the study of creating IT systems to manage and share information, alongside other fields of study, with a view to progressing to a wide range of higher education courses, not necessarily in IT.

Throughout this course, you will:

- study the role of computer systems and the implications of their use in personal and professional situations.
- study the design, creation, testing and evaluation of a relational database system to manage information.
- explore how businesses use social media to promote their products and services. You will also implement social media activities in a business to meet requirements.
- study how data modelling can be used to solve problems. You will design and implement a data model to meet client requirements.

During this course you will be given the opportunity to develop your knowledge and skills in IT systems, systems management and social media in business. This will enable you to progress to further study in the IT sector or other sectors.

Course Contacts:

Mr Nixon – d.nixon@olcc.lancs.sch.uk

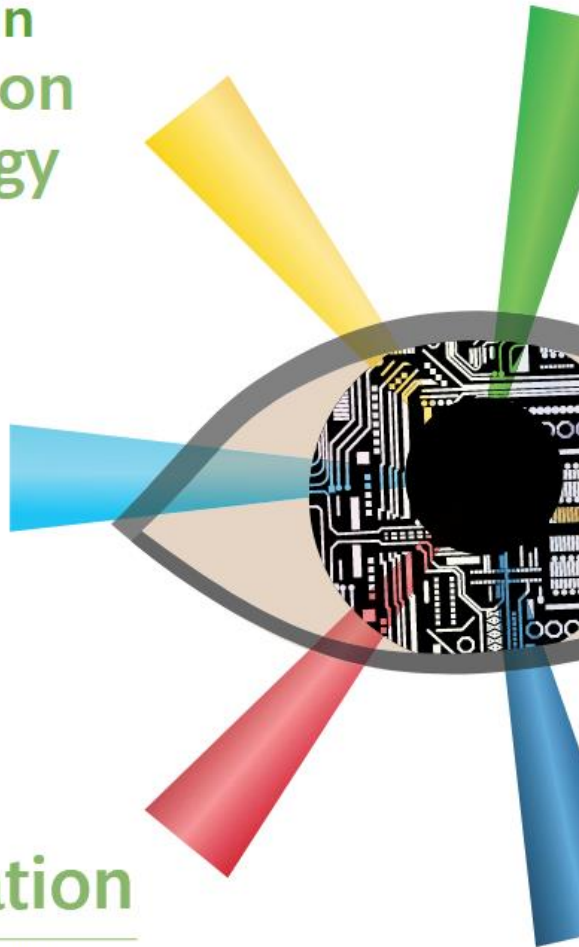
Miss Bell – s.bell@olcc.lancs.sch.uk



SALUS POPULI



Pearson BTEC Level 3 National Certificate in Information Technology



Specification

First teaching from September 2016

First certification from 2017

Issue 5



What do I need?

Key Information Summary

Course Title BTEC Level 3 National Extended Certificate in Information Technology

Examination Board Pearson

Linear Qualification? No

Course Webpage

<http://qualifications.pearson.com/en/qualifications/btec-nationals/information-technology-2016.html#tab-1>

Entry Requirements

Have studied and gained a Level 2 IT qualification (Not ECDL) + Grade 4 GCSE or above in English language*

**Please click on the image
opposite to download the
latest specification.**



SALUS POPULI

Unit 3 Preparation

Unit 3: Using Social Media in Business



Social media websites are a popular way for people to communicate and share information with friends and family. People spend a lot of time on social media websites and they give businesses opportunities to interact with people, for example to promote their business or to encourage people to visit their e-commerce site and buy. You may be familiar with social media for personal use and in this unit you will discover how it can be used in a business context.

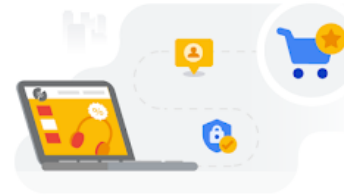
You will explore different social media websites, the ways in which they can be used and the potential pitfalls when using them for business purposes. You will develop a plan to use social media strategies for business purposes to achieve specific objectives. You will then implement the plan, developing and posting content and interacting with others. Finally, you will collect data on the business use of social media and review the effectiveness of your efforts.

This unit is assessed through an internally set assignment that you will complete during your timetabled lessons. The result in this unit contributes to 25% of the final qualification grade.

Unit 3 - Social Media

Internally Assessed Coursework

Please complete the following online units through Google Digital Garage before September enrolment.




Get a business online

Created by Google

☰ Modules: 7 ⌚ Hours: 3

[Start Course](#)




Make sure customers find you online

Created by Google

☰ Modules: 4 ⌚ Hours: 3

[Start Course](#)

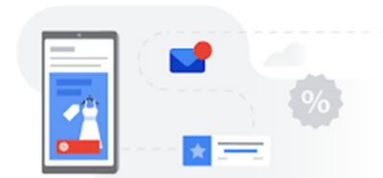


Promote a business with content

Created by Google

☰ Modules: 4 ⌚ Hours: 3

[Start Course](#)



Promote a business with online advertising

Created by Google

☰ Modules: 5 ⌚ Hours: 3

[Start Course](#)

Unit 1 Preparation



Pearson BTEC Level 3 Nationals

Write your name here

Surname Forename

Learner Registration Number

Centre Number

Level

3

Information Technology

Unit 1: Information Technology Systems

Extended Certificate, Foundation Diploma, Diploma and Extended Diploma in Information Technology

Sample assessment materials for first teaching September 2016

Time: 2 hours

Total

marks

You do not need any other materials.

Instructions

- Use **black** ink or ball-point pen.
- Fill in the boxes** at the top of this page with your name, centre number and learner registration number.
- Answer **all** questions.
- Answer the questions in the spaces provided
– *there may be more space than you need.*

Information

- The total mark for this paper is 90.
- The marks for **each** question are shown in grey boxes
– *use this as a guide as to how much time to spend on each question.*

Advice

- Read each question carefully before you start to answer it.
- Try to answer every question.
- Check your answers if you have time at the end.

Unit 1 - Theory



External Examination

Please email d.nixon@olcc.lancs.sch.uk

for a **username** and **password** to access the **Know It All Ninja** theory website.

Here you will be able to read up on the theory topics before starting the course and takes some quizzes to see what you have understood.



KNOWITALL NINJA'S REVISION TIPS

FOR THE BTEC FIRST ONSCREEN TESTS

Make the most of your revision time for your BTEC First onscreen tests. Follow the tips below and you'll be on to a winner in your assessments and will be set for success.



Plan Your Revision Time.
A revision timetable helps to keep you organised and reduces stress.



Take Regular Study Breaks.
Breaks and exercise are proven to help keep your brain engaged.



Use Online Revision Sites.
Students using sites like KnowItAll Ninja do better on average.



Practice Past Exam Papers.
This helps you get used to the exam format and question style.



Keep Your Revision Varied.
Podcasts, videos & flash cards help keep learning fresh & engaging.



Use Mind Maps for Key Topics.
These help connect ideas to improve memory recall.