

# Our Lady's Catholic College



## Booklet

Learn, Live, Love Together  
*in a caring Catholic community*



**Aspire**  
not to  
**have more**  
but to be  
**more...**



You have now gained a whole new family...

OLCC has over 70 staff that work together to make sure we give the best and safest experiences as possible. They are there to Teach, Feed, Clean and Maintain you all and the building. We are all part of a team and a family. In addition to this you have gained another 900 brothers and sisters. Our family ranges from year 7 right through to year 13 as well as our surrounding communities and families.

This booklet is designed to prepare you as much as possible for September when you will step foot into our school. It's a journey not just for you but for your family and it'll mean changes for them too. It will hopefully put to rest some of your worries and suggest ways of preparing for all the exciting challenges ahead.



# You

You are going to complete your Profile together with your family. This activity will let you talk and think about what you would like your new form teacher, other teachers and new friends to know about you! It also helps you to think positively about yourself which is important when you are about to start a new school. It is important to know that we believe that everyone is unique and that we all have skills, qualities and characteristics that make us who we are... BRILLIANT.

*As each has received a gift, use it to serve one another*

*Peter 4*

Now think about the **positive** aspects of your personality... the **good** things about you and what you like doing to show your new form teacher.

With help from your family complete the next few pages

It isn't easy to be confident and positive about your personality and unique skills and talents...it's easy for undesirable attributes to spring to mind. But it's important to focus on what's good – it'll be important later on when you go for interviews for college or jobs too)





# THIS IS ME

A snapshot into my life

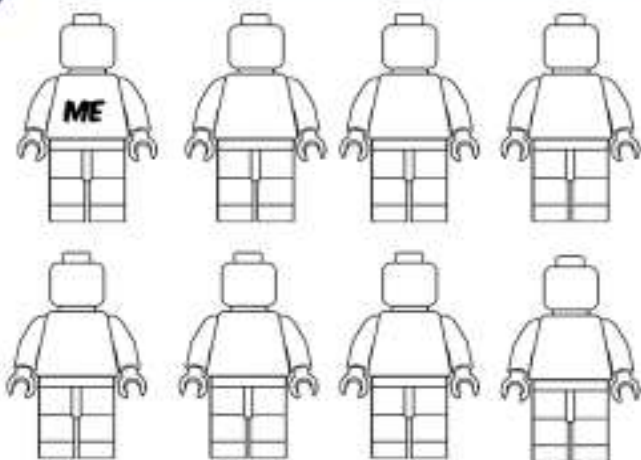


MY NAME IS:

MY BIRTHDAY IS:



THE MEMBERS OF MY FAMILY



DRAW YOUR FAMILY  
(THERE IS EVEN SPACE FOR YOUR PETS)

MY FAMILY ORIGINATES FROM



MY HERO IS ...

MY HOBBIES ARE



THE THINGS IN

LIFE I LIKE



THE THINGS IN

LIFE I DISLIKE



THE THINGS I AM GOOD AT



I NEED MORE



HELP WITH

THE PERSON IN MY FAMILY



I LOOK UP TO & LISTEN TO THE MOST



WHAT HAVE YOU  
ACHIEVED THIS  
YEAR?

INSERT OR DRAW A PICTURE  
OF YOURSELF HERE

WHAT DOES YOUR  
TEACHER LIKE  
ABOUT YOU?

WHAT MAKES YOU A  
GOOD FRIEND?

WHAT LESSONS HAVE YOU  
ENJOYED THIS YEAR?

A snapshot into my life

**THIS IS ME**

## Getting to know you

My favourite place is

My favourite food is

I don't like

I like to listen to

My favourite band/music is

My favourite sport is

My favourite programme is

My favourite colour is

I like to wear

I would most like to be

I am looking forward to

I am most relaxed when

I worry about

I am happiest when

I get angry when



# My New School- Our Lady's Catholic College

Draw or stick a picture of the school

Draw or stick a picture of the school badge- Do you know what it means?

The address is \_\_\_\_\_

\_\_\_\_\_

The telephone number is \_\_\_\_\_

The e-mail address is \_\_\_\_\_

The website address is \_\_\_\_\_

The name of the head teacher is \_\_\_\_\_



## My New School- Staff

<p><b>Mrs Seddon</b> Headteacher</p>			
<p><b>Mr Coyle</b> Deputy Headteacher – Achievement and Assessment</p>			
<p><b>Mrs Loxam</b> Assistant Headteacher - Pastoral/SENCO</p>			
<p><b>Mrs Porter</b> Assistant Headteacher – Teaching and Learning</p>			
<p><b>Miss Duncan</b> Assistant Headteacher – Curriculum/Careers Lead</p>			
<p><b>Miss Brogan</b> Progress Leader Year 7</p>			
<p><b>Mrs Baldwin</b> Pastoral Support Officer Year 7</p>			





# School Uniform

It is important to wear the right clothes when you start at Secondary School.

Find some photographs of students at school. You may find pictures on the website, in the school prospectus or you may know someone who already goes to the school.

Find out the school dress code.

Are there any clothes or jewellery you are not allowed to wear? What about PE?

---

---

Is there anything you need to practice?

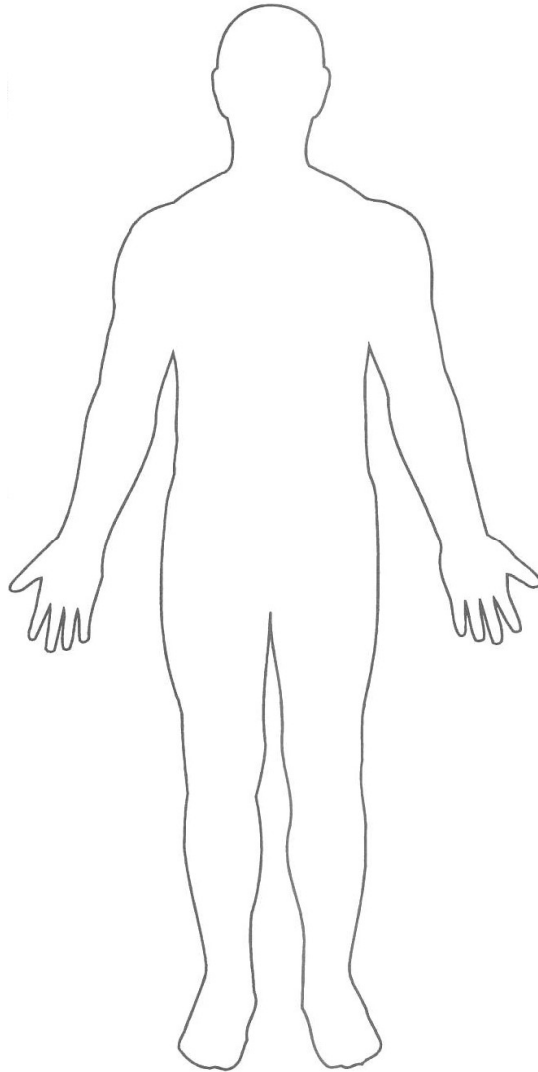
- Tying a tie?
- Changing quickly for PE?
- Tying shoelaces?

---

---



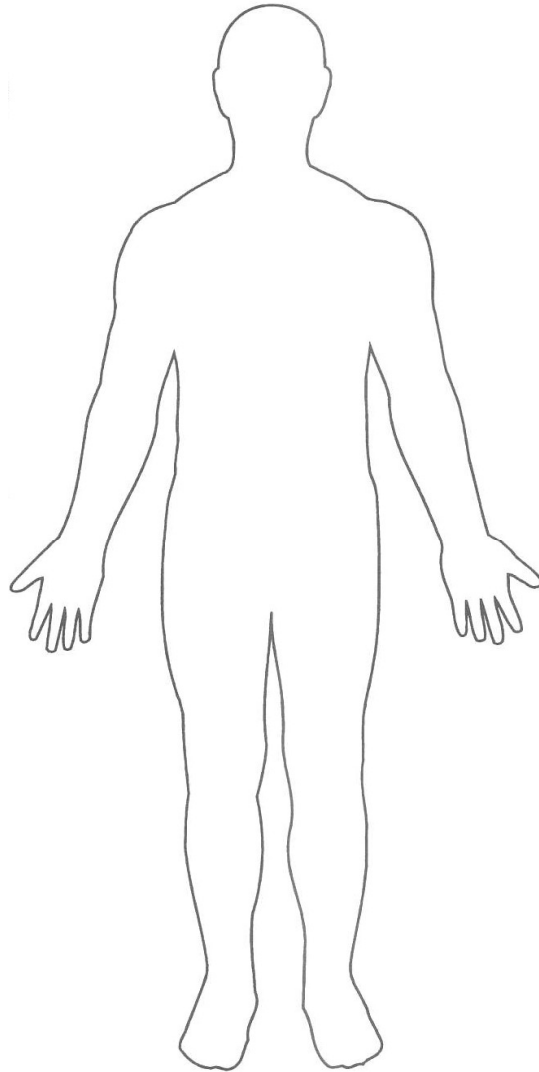
# My School Uniform



Find a picture of the school uniform you will be wearing. You can look in the school brochure, or print one off the website and draw yourself.



# My PE Kit



Find a picture of the PE kit you will be wearing. You can look in the school brochure, or print one off the website and draw yourself.



# Routine

Before leaving for School there are a lot of things to think about, starting from the night before.

**Things to think about.** Put them in the right order.

Get dressed	Check you have got your homework
Check you have the correct books and equipment in your bag	Clean your teeth
Check your timetable	Say "Goodbye"
Wash	Wake up
Check you have the correct money	Eat your breakfast
Leave for School	Other:
Other:	Other:

Plan your morning routine with approximate times.

Time	What to do





## Route to school

How are you going to get to School? \_\_\_\_\_

How long will it take? \_\_\_\_\_

If you are catching the bus, what time does it leave? \_\_\_\_\_

What time will you need to leave home? \_\_\_\_\_

Make notes below of anything you need to for getting to and from school. You may want to draw a map or list buddies that you can travel to school with.



# How do you feel?

These could be useful to think about when you think about changing school.

Use two different coloured highlighters, highlight the phrases that you are looking forward to in one colour; use a different colour for those you are worried about. Add any extra things you are looking forward to or worried about. Speak about them with someone at home.

Making new friends	Learning a new timetable
Dinner time	Taking a shower
Having a different uniform	Being on time
Finding way around	Break times
Getting to school	Learning new subjects
Meeting others my own age	Joining clubs
Being with friends	School rules
Homework	Meeting my new tutor
Meeting my new teachers	Being able to do the work
Being with older pupils	Getting changed for sport / PE



# Asking for help

Sometimes at school things may be difficult or may go wrong. These things could be small:

- not knowing what the homework is
- not being able to find your way around

Or could be bigger:

- getting into trouble
- finding the work hard.

There are many people who could help you, but they won't know that you need help unless you tell them.

<b>Friends</b>	Ask friends or other students if you don't know where to go. You can ask them what the homework was if you are not certain. They can also help to work out new situations like going for lunch.
<b>Teachers</b>	Ask your teachers if you don't know what to do in class or for homework. They will also be able to help you if you have forgotten something or don't know where to go.
<b>People at home</b>	People at home will be able to help you plan and organise your equipment and homework. They will want to know if you have any problems. They will be able to help you work out the best person to ask if you have problems with work or may try and contact someone in school and ask them to help you.

**REMEMBER TO ASK FOR HELP!**



# Saying sorry

If you do break a school rule or behave in a way that upsets or hurts someone then you can show you are sorry by apologising. Sometimes this can be hard as it can be difficult to admit that you are wrong.

Here are some examples of times when you may need to say sorry.

## When you forget something

- If you forget something, it is not a big problem. Everyone forgets things and it is always a good idea to say you are sorry.
- Imagine you have forgotten something. Practise saying the right words with a partner and then it will be easier when it does happen.

For example:

“I am sorry Sir / Miss. I’m not used to my timetable yet and I’ve forgotten to bring the right book. I will remember it for the next lesson. Please may I have paper to work on and copy it in to my book?”

## When you make a mistake

- Mistakes can sometimes happen because you did not really understand what the teacher meant. Some things may be different from what you are used to and if you pretend that you understand when you don’t the teacher will not know that you need help.
- Think up a situation in which you have not understood exactly what the teacher meant and discuss this with a partner. Take turns to explain to the teacher what has happened.

For example:

“I am sorry Sir / Miss, I have been listening, but I don’t understand. Please could you tell me again.”





# Reading Questionnaire

Name: .....

Please fill in this quiz about your reading. You might want to talk about your answers with a friend or family member.

Where and when do you read most?	Before going to bed		
	At the weekend		
	Whenever I have time		
	Holidays		
	Bath		
	Bed		
	Somewhere else		
Are you reading a book now or have you just finished one? Title/author if you would like to include it.	Yes	Just finished	
	Title:		
Do you normally take a book on holiday with you?	Yes		
	No		
Do you have a favourite film based on a book?	Yes	No	
	Title		
Do you have a favourite type of book?	Yes	No	
	Favourite type:		
Or do you like more than one type?	Yes	No	
	science fiction	horror	
	travel	crime/mystery	
	comic	real life stories	
	fantasy	historical	
	foreign writers	classics	
	romances	diaries	
	factual books	modern	
	(Auto)biographies	other	



Do you read more non-fiction or fiction books?	Non-fiction		
	Fiction		
	Mix of both		
Do you read biographies or autobiographies?	autobiographies		Biographies
	Both		Neither
Best biography or autobiography you have read?			
Whose life story would you like to read?			
What is your favourite book that you remember reading when you were a child?			
If you were castaway on a desert island which book would you take with you?			
Favourite funny book you have read and enjoyed.			
If you could be any book or comic book character, who would you be?			
If you could meet and talk to any book character who would you like to meet and why?			
If you could visit any place described in a book, where would you like to go?			
Have you read Harry Potter?	Yes		No
What book would you like to read a sequel to?	None		
	Title:		
What does reading mean to you?			

# My Hopes and Aims for Secondary School-

## A Letter to My Teacher

Your letter should introduce yourself to your new teachers. You can use the suggestions below if you would like. Make sure you include lots of information and examples or experiences about you and your life.



Today's date

Dear Miss Brogan,

#### Paragraph 1

My name is ...

I went to ... Primary School.

My favourite thing in the whole world is ...

I live with ...

We also have a pet ...

#### Paragraph 2

I am really proud of the fact that this year I ...

I managed to do this because ...

In year 6 I enjoyed ...

I did not enjoy ...

#### Paragraph 3

I am a little bit worried about ...

One thing I don't want to happen is ...

I am really looking forward to ...

I can't wait to ...

I would like to get involved with ...

In my lessons I aim to ...

I hope to learn about...

#### Paragraph 4

I aim to make strong friendships because...

I hope to feel proud of myself when ...

I aim to feel confident about ...

I hope to join a club for...

I look forward to meeting you and getting to know you too.

[Your full Name]





# Puzzler

Have a look at the puzzler on the next page. You can cut this out and use it to ask those who have been to secondary school and are at secondary school the questions to gather information.

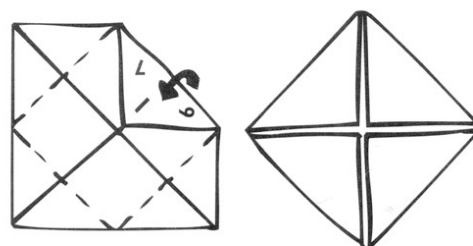
Why not have a go at making different ones yourself on other topics.

**1. Cut out the Puzzler square.**


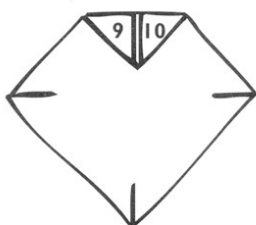


**Fold and crease the square along each diagonal. Open it out and lay it flat.**


**2. Turn the square over so that the writing is on the back. Fold all four corners into the centre.**




**3. Turn the square over again (with the flaps facing down). Fold the four corners into the centre again.**



**4. Fold the square towards you in half.**











**5. Push the top corners towards the centre**



**6. Open out the top flaps.**



**Put one finger or thumb in each of the four compartments - this will allow you to operate the puzzler.**

	2 What did you do at lunchtime?	3 What funny memory do you have of secondary school?	
1 What did you take with you to secondary school?	 	 	4 How did you travel to secondary school?
8 What was your favourite subject?	 	 	5 What happened if you didn't do your homework?
	7 What time did you start school?	6 Who was your favourite teacher?	